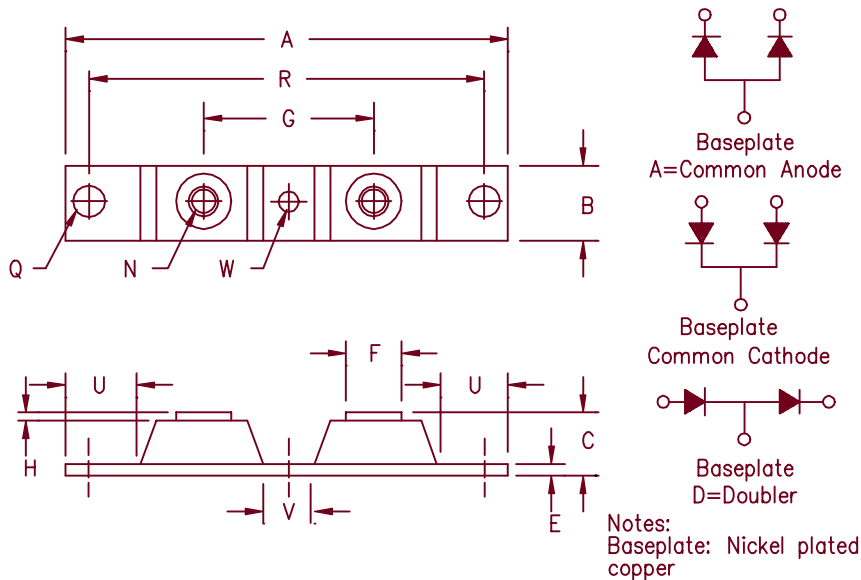


Schottky PowerMod

CPT50130 — CPT50145



Dim.	Inches		Millimeters		Notes
	Min.	Max.	Min.	Max.	
A	---	3.630	---	92.20	
B	0.700	0.800	17.78	20.32	
C	---	0.680	---	17.28	
E	0.120	0.130	3.05	3.30	
F	0.490	0.510	12.45	12.95	
G	1.375 BSC		34.92 BSC		
H	0.010	---	0.25	---	
N	---	---	---	---	1/4-20
Q	0.275	0.290	6.99	7.37	Dia.
R	3.150 BSC		80.01 BSC		
U	0.600	---	15.24	---	
V	0.312	0.340	7.92	8.64	
W	0.180	0.195	4.57	4.95	Dia.

Microsemi Catalog Number	Working Peak Reverse Voltage	Repetitive Peak Reverse Voltage
CPT50130*	30V	30V
CPT50135*	35V	35V
CPT50140*	40V	40V
CPT50145*	45V	45V

*Add Suffix A for Common Anode, D for Doubler

- Schottky Barrier Rectifier
- Guard Ring Protection
- 500 Amperes/30 to 45 Volts
- 150°C Junction Temperature
- Reverse Energy Tested

Electrical Characteristics

Average forward current per pkg	I _{F(AV)} 500 Amps	T _C = 79°C, square wave, R _{θJC} = 0.12°C/W
Average forward current per leg	I _{F(AV)} 250 Amps	T _C = 79°C, square wave, R _{θJC} = 0.24°C/W
Maximum surge current per leg	I _{FSM} 5000 Amps	8.3ms, half sine, T _J = 150°C
Maximum repetitive reverse current per leg	I _{R(OV)} 2 Amps	f = 1 KHZ, 25°C, 1 usec square wave
Max peak forward voltage per leg	V _{FM} 0.55 Volts	I _{FM} = 250A: T _J = 25°C*
Max peak forward voltage per leg	V _{FM} 0.49 Volts	I _{FM} = 250A: T _J = 150°C*
Max peak reverse current per leg	I _{RM} 4.0 A	V _{RRM} , T _J = 125°C*
Max peak reverse current per leg	I _{RM} 12.0 mA	V _{RRM} , T _J = 25°C*
Typical junction capacitance per leg	C _J 10500 pF	V _R = 5.0V, T _C = 25°C

*Pulse test: Pulse width 300 usec, Duty cycle 2%

Thermal and Mechanical Characteristics

Storage temp range	T _{STG}	-55°C to 150°C
Operating junction temp range	T _J	-55°C to 150°C
Max thermal resistance per leg	R _{θJC}	0.24°C/W Junction to case
Max thermal resistance per pkg	R _{θJC}	0.12°C/W Junction to case
Typical thermal resistance (greased)	R _{θCS}	0.08°C/W Case to sink
Terminal Torque		35-50 inch pounds
Mounting Base Torque (outside holes)		30-40 inch pounds
Mounting Base Torque (center hole)		8-10 inch pounds
center hole must be torqued first		
Weight		2.8 ounces (78 grams) typical

CPT50130 — CPT50145

Figure 1
Typical Forward Characteristics – Per Leg

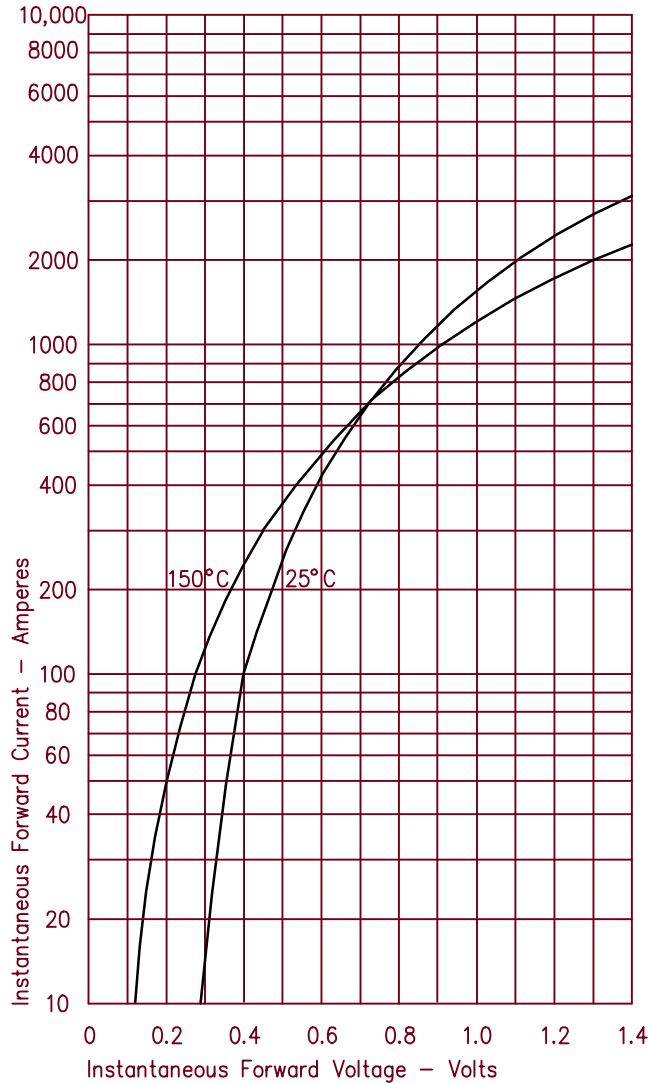


Figure 3
Typical Junction Capacitance – Per Leg

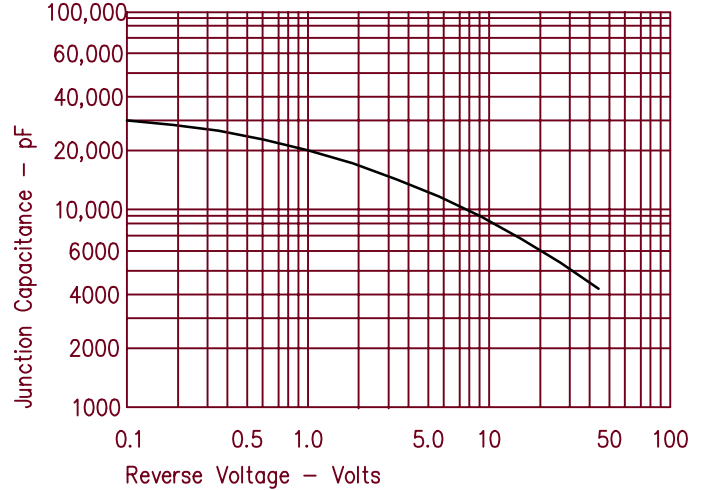


Figure 4
Forward Current Derating – Per Leg

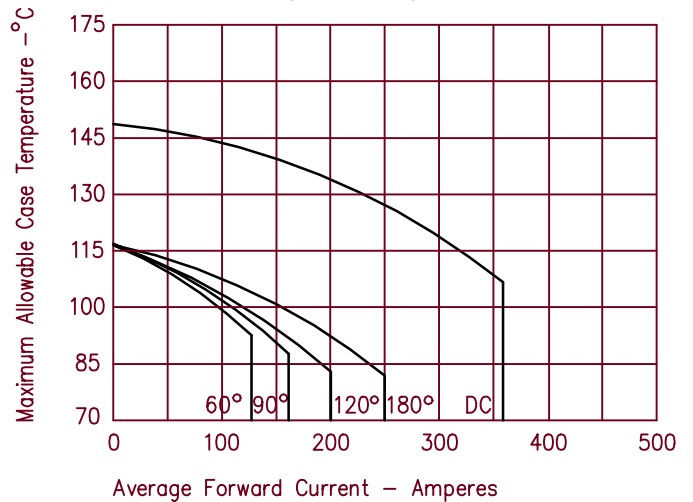


Figure 2
Typical Reverse Characteristics – Per Leg

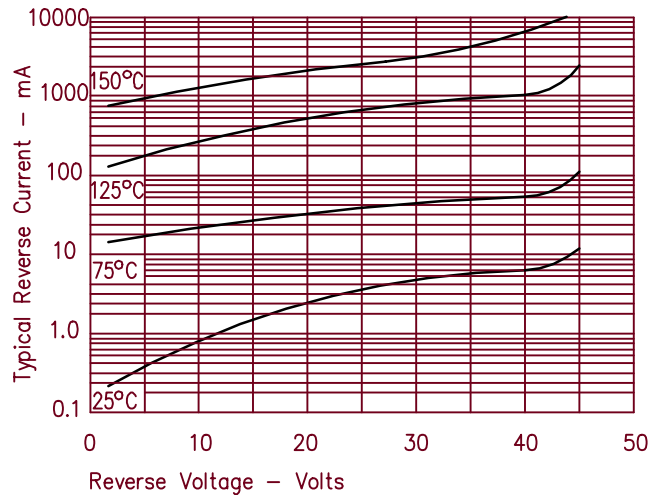
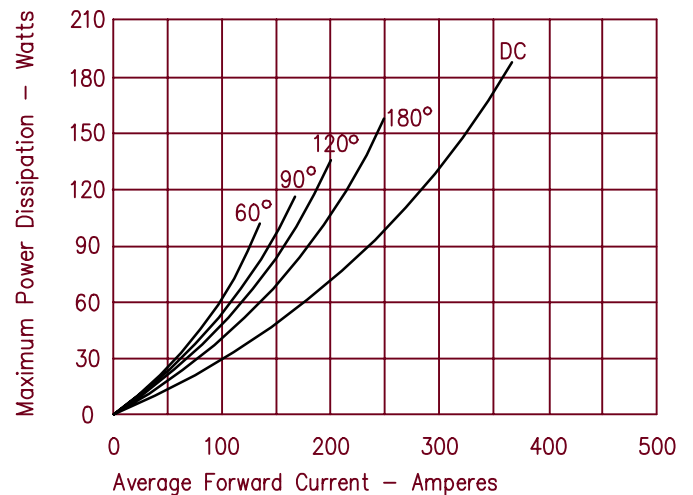


Figure 5
Maximum Forward Power Dissipation – Per Leg



This datasheet has been download from:

www.datasheetcatalog.com

Datasheets for electronics components.